



Acorns Class Topic Homework – Second Half of Summer Term

Monday 1st June to Friday 17th July.

The purpose of homework is to help children practise and extend skills which will further enable them as they learn in school. Please see below for information about homework:

1. Topic Homework

Children will have a choice of six tasks (on page 2). For home learning, they can choose 1, 2, 3 or all of these to work on and bring in or submit via email admin@christchurch.shropshire.sch.uk by Monday 6th July. During the last two weeks of the half term children will have opportunities to present in a homework gallery and discuss the work, learning from each other and giving recognition and feedback. Please encourage your children to ask if there are any resources that they need to borrow/use to be able to join in with homework.

2. Reading

It is a significant support to children's learning and overall wellbeing that they read from a book or hear their parents or carers read to them as part of their everyday life. This is why we aim to build reading into our partnership between school and home.

Acorns Class children will bring home books that they can share with a grown-up such as a bedtime story or a picture book. Sharing stories really helps with a child's speech and language and it also helps to develop their vocabulary. You could talk about the characters, setting and what might happen next. These books will have a 'sharing library' label on the back. Your child can change these books as often as they like. To begin with Reception Class children will have a picture book to share with an adult at home. Once Reception children can orally blend and recognise sounds, they will have a book that they need to use their phonic knowledge to decode.

Year One children will have a reading book that they can decode and read themselves. Please record your child's reading practice in their Reading Diary. Reading for 5-10 minutes a day really helps your child to develop fluency as a reader and is better for them, than reading for 30 minutes at the weekend. Children are expected to read 5 times a week at home and they will read twice a week to an adult in school individually. For every 30 reads at home each child will receive a book they can keep.

3. Spellings:

Year One children will also have spellings each week which will be related to the sounds of the week. (See page 3). Year One children will also have a log in for Spelling Shed, where they can practise their weekly spellings, which is stuck inside their spelling books. Assignments are set on here which relate to the weekly spelling rule. We encourage children to log onto these fun games to help reinforce the weekly spellings. Spelling tests take place every Friday morning. Spelling shed: <https://play.edshed.com/login>





4. Maths Facts:

These are the facts which your child needs to have at their fingertips so that they can use them in our daily maths lessons. We practise maths facts regularly in school but expect that children are practising them in the week at home too. Children should know these maths facts without writing them down, although that may be part of the learning process.

Reception Maths facts for Summer 2 nd Half Term	Year One Maths facts for Summer 2 nd Half Term
<ul style="list-style-type: none"> To count larger sets of objects 	<ul style="list-style-type: none"> To recognise coins and note and match them to amounts
<ul style="list-style-type: none"> To count objects that can't be seen e.g. actions, sounds 	<ul style="list-style-type: none"> To add up amounts of coins including 2p, 5p and 10p coins
<ul style="list-style-type: none"> To subitise to 6 	<ul style="list-style-type: none"> To tell the time- 0' Clock and half past
<ul style="list-style-type: none"> To explore the composition of numbers to 10 	<ul style="list-style-type: none"> To name and spell the days of the week
<ul style="list-style-type: none"> To explore number bonds to 10 	<ul style="list-style-type: none"> To say the months of the year
<ul style="list-style-type: none"> To say number bonds to 5 in their head 	<ul style="list-style-type: none"> To count up in 2s
<ul style="list-style-type: none"> To recognise numbers 0-10 	<ul style="list-style-type: none"> To count up in 5s to 100
<ul style="list-style-type: none"> To order numbers 0-10 	<ul style="list-style-type: none"> To count up in 10s to 100
<ul style="list-style-type: none"> To carry out simple addition and subtraction to 10 practically 	<ul style="list-style-type: none"> To say number bonds to 10
	<ul style="list-style-type: none"> To carry out addition to 20
	<ul style="list-style-type: none"> To carry out subtraction to 20

Acorns Class Topic Homework

This homework enables you to take an active part in your child's learning. It will help to deepen their knowledge and understanding of our topic, which this half term is 'The Seaside'. The homework is optional. We encourage children to choose ones that interest them and enjoy spending time with their family completing these tasks. Tasks may be completed in whatever form your child chooses – handwritten, word processed etc., and they may want to include photos or other methods of recording. The process of each task is more important than the outcome so if your child is making a puppet it is not about how wonderful the puppet is at the end but the skills and methods they have used to make it. These tasks include problem solving activities, encouraging your child to overcoming difficulties and learn from their mistakes. This homework can be sent in during the last two weeks of term (**Week beginning 6th July**) or photos of the homework can be shared on Tapestry for Reception children and Year One children can send photos in via the admin email admin@christchurch.shropshire.sch.uk During the last two weeks of the half term children will have opportunities to present, view and discuss the work in a homework gallery, learning from each other and giving recognition and feedback.

<p style="text-align: center;">Seaside Designer</p> <p>Create unique, colourful designs for swimming costumes, sun hats, sun glasses or new beach hut.</p> 	<p style="text-align: center;">Create a Beach Map</p> <p>Draw a map of a seaside town, including features like a pier, beach huts, a lighthouse, and a cafe. Could you make one from the past and one from now?</p> 	<p style="text-align: center;">Patterns</p> <p>Nature patterns- Use natural materials to create patterns (e.g., shell, pebble, shell, pebble) in the style of Andy Goldsworthy.</p> 
<p style="text-align: center;">Seaside picnic</p> <p>Could you visit a beach or could you build a pretend beach at home? What would you bring with you to your beach? What will you do and see there? You could help make a picnic to take with you.</p> 	<p style="text-align: center;">Summer Holiday Diary</p> <p>This could include pictures, photos and of course your own writing. A book will be sent home before the Summer Holidays for you to use.</p>  <p style="text-align: center;"><i>Please bring your diaries in after the Summer holidays for us to share.</i></p>	<p style="text-align: center;">Computing</p> <p>Can you use Scratch Jr to create your own animation?</p> 
<p style="text-align: center;">Writing</p> <p>Design and write a postcard describing a trip to the beach, detailing what they can see, hear, and do.</p> 	<p style="text-align: center;">Looking after our world</p> <p>What can you do at home to look after our world? Could you help with the recycling. Upcycle an old item or raise money for a charity close to your heart?</p> 	<p style="text-align: center;">Seaside Creations</p> <p>Use recycled materials to make sea creatures like turtles, fish, or octopuses. Or make a seascape collage using sand, salt, watercolour paints, and cotton wool.</p> 

Year 1 Spellings

We will be practising these words in class this half term and ask children to have a go at home either on Spelling Shed or by writing them out on paper- whichever they find most helpful.

<p>Friday 5th June 2026 Words from the Year 1 common exception word list</p> <ol style="list-style-type: none">1. of2. said3. put4. are5. is6. his7. has8. today9. be	<p>Friday 12th June 2026 Words from the Year 1 common exception word list</p> <ol style="list-style-type: none">1. I2. the3. a4. do5. to6. no7. go8. where9. he	<p>Friday 19th June 2026 Words from the Year 1 common exception word list</p> <ol style="list-style-type: none">1. pull2. house3. our4. love5. come6. were7. there8. they9. we
<p>Friday 26th June 2026 Words from the Year 1 common exception word list</p> <ol style="list-style-type: none">1. once2. one3. ask4. school5. says6. push7. full8. me9. your	<p>Friday 3rd July 2026 Words from the Year 1 common exception word list</p> <ol style="list-style-type: none">1. friend2. so3. by4. my5. here6. some7. was8. she9. you	<p>Friday 10th July 2026 The great big spelling bee!</p> <p>Please look below – we will be going through all of the Year 1 common exception words.</p>

Year 1 Common Exception Words

the
a
do
to
today
of
said
says
are
were
was

is
his
has
I
you
your
they
be
he
me
she
we

no
go
so
by
my
here
there
where
love
come
some

one
once
ask
friend
school
put
push
pull
full
house
our