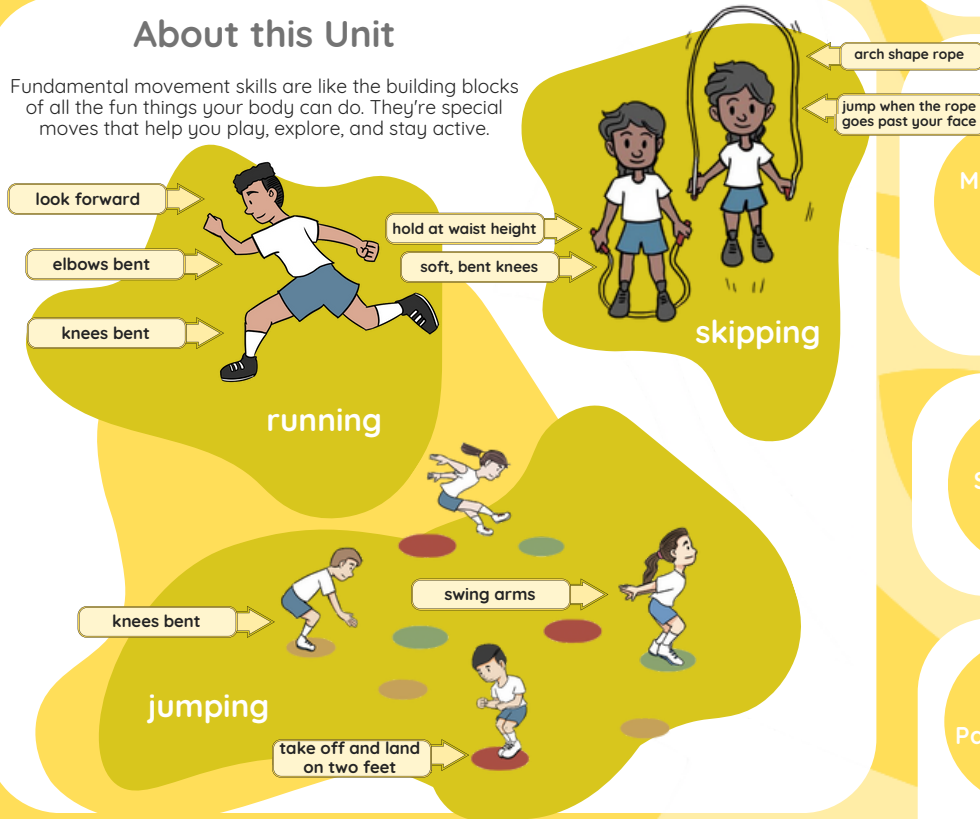


Knowledge Organiser Fundamentals Year 1

About this Unit

Fundamental movement skills are like the building blocks of all the fun things your body can do. They're special moves that help you play, explore, and stay active.



Ladder Knowledge



Running:
Bending your knees will help you to change direction. If you swing your arms it will help you to run faster.

Balancing:
Looking ahead will help you to balance. Landing on your feet helps you to balance.

Jumping:
Landing on the balls of your feet helps you to land with control.

Hopping:
Hop with a soft bent knee.

Skipping:
Use the opposite arm to leg when you skip. Jumping on the balls of your feet helps you to keep a rhythm.

Movement Skills

- balance
- jump
- hop
- run
- speed
- agility
- dodge
- skip
- co-ordination

This unit will also help you to develop other important skills.

Social collaboration, work safely, support others

Emotional determination, self regulation, honesty, perseverance

Thinking comprehension, select and apply skills

Strategies

Just like learning new words or playing a game, you need to practice. Try running, hopping, skipping, jumping, and balancing every day!

Healthy Participation



Behave and move in a safe way.

Key Vocabulary



- | | | |
|-----------|----------------|-----------|
| bend | | |
| direction | jog | |
| dodge | jump | skip |
| fast | land | challenge |
| hop | ready position | swing |



If you enjoy this unit why not see if there is an athletics club in your local area.



This unit will help you to:

- change direction
- balance
- move different body parts at the same time
- be faster
- be stronger

Home Learning

Find more games that develop these skills in the Home Learning Active Families tab on www.getset4education.co.uk



Skipping Challenges



What you need: a skipping rope or a dressing gown rope (tie two together to make it longer)

Challenge 1:
How many skips can you complete in a row?

Challenge 2:
Can you skip 5 times on your right foot and then 5 times on your left foot?

Challenge 3:
Can you skip with high knees, one foot and then the other?

Challenge 4:
Can you skip stars? Jump with feet together on the first turn of the rope and then spread your feet apart on the second.

Challenge 5:
Can you skip backwards?



www.getset4education.co.uk

Head to our youtube channel to watch the skills videos for this unit.



@getset4education136

Ladder Knowledge



Running:
Putting weight into the front of your feet helps you to stop in a balanced position. Running on the balls of your feet, taking big steps and having elbows bent will help you to run faster.

Balancing:
Squeezing your muscles helps you to balance.


Jumping:
Swinging your arms forwards will help you to jump further.

Hopping:
If you look straight ahead it will stop you from falling over when you land.

Skipping:
Swing opposite arm to leg to help you to balance when skipping without a rope.

About this Unit

Fundamental movement skills are like the building blocks of all the fun things your body can do. They're special moves that help you play, explore, and stay active.



Movement Skills

- run
- speed
- agility
- dodge
- balance
- jump
- hop
- skip

This unit will also help you to develop other important skills.

Social collaboration, respect, take turns, communication, encourage others

Emotional determination, honesty, perseverance

Thinking comprehension, make decisions, creativity, use tactics, recall

Strategy

Look at how older children or grown-ups move. You can learn a lot by watching how they run, jump, and play. Then try to copy their moves.

Healthy Participation



Behave and move in a safe way.

Key Vocabulary



balance		
dodge	land	sprint
hop	run	swing
hurdle	skip	take off
jump	speed	weight

If you enjoy this unit why not see if there is an athletics club in your local area.



This unit will help you to:

- change direction
- balance
- move different body parts at the same time
- be faster
- be stronger

Home Learning

Find more games that develop these skills in the Home Learning Active Families tab on www.getset4education.co.uk



Footwork Frenzy



What you need: 6 socks

How to play:

- Place the socks in a straight line with a gap just bigger than the size of your foot in between each sock.
- Begin at one end of the socks and complete the below three times to complete challenge.
 1. Run through the gaps, placing one foot in each. Go as quickly as you can.
 2. Jump two footed in each gap? Then backwards.
 3. Jump feet wide, then feet together in the gaps.
 4. Hopscotch. 1 foot, two feet, 1 foot, 2 feet etc
 5. Rotate to turn sideways on each jump in the gaps.



www.getset4education.co.uk

Head to our youtube channel to watch the skills videos for this unit.



@getset4education136

Ladder Knowledge



- Agility:** Bending your knees will help you to change direction.
- Balance:** Looking ahead will help you to balance.
- Co-ordination:** Using the opposite arm to leg at the same time helps you to perform skills such as running and throwing.
- Speed:** Swinging your arms will help you to run faster.
- Strength:** Exercise helps you to become stronger.
- Stamina:** Moving for a long time can make you feel hot and breathe faster.

About this Unit

There are lots of things that can change our mood. How would each of the events below change your mood?



Exercise can really help to improve our mood and make us or keep us feeling happy. There are lots of different exercises we can do e.g.



Movement Skills

- run
- jump
- co-ordination
- stamina
- strength
- agility
- balance

This unit will also help you to develop other important skills.

- Social** communication, co-operation, support, work safely, kindness
- Emotional** kindness, perseverance, honesty, independence, determination
- Thinking** comprehension, creativity, problem solving, reflection, feedback

Strategy

Keep trying lots of different activities outside of school to find something you enjoy.

Healthy Participation



Behave and move in a safe way.

Home Learning

Find more games that develop these skills in the Home Learning Active Families tab on www.getset4education.co.uk

What's the Time Mr Wolf?

What you need: 2 or more people

How to play:

- One person begins as 'Mr Wolf' and starts facing away from everyone else approx. 8m away.
 - Everyone asks 'What's the time Mr Wolf?' Mr Wolf calls out a time.
 - Whatever time is called is the number of steps you are allowed to take towards Mr Wolf.
 - If Mr Wolf calls 'dinner time!', everyone must run away from Mr Wolf.
 - Whoever is caught returns to the start line.
- The winner is the player who touches Mr Wolf.



www.getset4education.co.uk

Key Vocabulary



- | | | |
|-----------|----------|---------|
| active | exercise | mood |
| bones | fast | muscles |
| brain | healthy | quick |
| breathing | heart | safe |
| calm | memory | strong |

If you enjoy this unit why not see if there is an athletics club in your local area.



This unit will help you to:

- change direction quickly
- balance
- move different body parts at the same time
- be faster
- move for a long time
- be stonger


Head to our youtube channel to watch the skills videos for this unit.



@getset4education136

About this Unit

Being fit means keeping your body strong and full of energy. Just like how we take care of our toys to keep them working well, we need to take care of our bodies too. When we're fit, our bodies can do lots of fun things like running, playing, and exploring.



Ladder Knowledge



- Agility:** Using small quick steps will help you to change direction.
- Balance:** You can squeeze your muscles to help you to balance.
- Co-ordination:** Some skills require you to move body parts at different times such as skipping.
- Speed:** Take shorter steps to jog and bigger steps to run.
- Strength:** Strength helps us with everyday tasks such as carrying our school bag.
- Stamina:** You need to run slower if running for a long time.

Movement Skills

- run
- stamina
- skip
- co-ordination
- agility
- strength
- balance

This unit will also help you to develop other important skills.

Social encourage others, communication

Emotional perseverance, determination

Thinking comprehension, identify strengths and areas for improvement

Strategy

Keep trying lots of different activities outside of school to find something you enjoy.

Healthy Participation



Behave and move in a safe way.

Home Learning


Find more games that develop these skills in the Home Learning Active Families tab on www.getset4education.co.uk



Key Vocabulary



- | | | |
|----------|--------|--------|
| bend | jump | steady |
| breath | land | strong |
| exercise | speed | time |
| jog | sprint | tired |



If you enjoy this unit why not see if there is an athletics club in your local area.



This unit will help you to:

- change direction quickly
- balance
- move different body parts at the same time
- be faster
- move for a long time
- be stonger

What's that Word?



What you need: people you live with

How to play:

- As a household choose three words that you are going to be your 'what's that' words for the day. e.g CAN, YOU and TV.
- Choose words that are said quite often in your household to make the game harder!
- Choose appropriate exercises for each member of your household e.g. mum might want to do star jumps, brother might want to do squats etc.
- Every time a 'what's that' word is said, the person who said it must complete 10 of their chosen exercises.
- Don't forget to remind them by saying:

What's that word?



www.getset4education.co.uk

Head to our youtube channel to watch the skills videos for this unit.



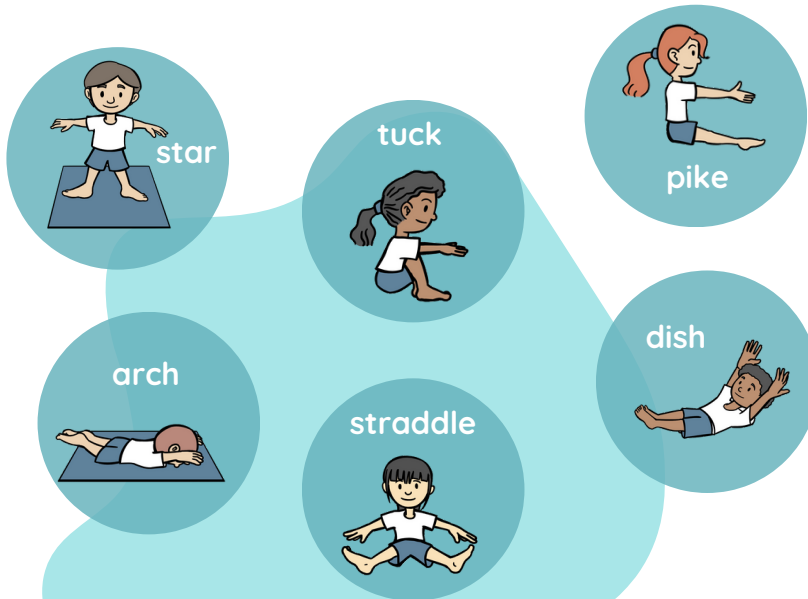
@getset4education136

Knowledge Organiser

Gymnastics Year 1

About this Unit

In gymnastics you learn to move your body in really fun ways. There are also lots of shapes that you can make with your body. In gymnastics, these shapes have special names.



Key Vocabulary



action	jump	speed
balance	level	squeeze
control	point	star
direction	roll	straight
	shape	travel

Ladder Knowledge



Shapes: You can improve your shapes by extending parts of your body.	Balances: Balances should be held for 5 seconds.	Rolls: You can use different shapes to roll.	Jumps: Landing on the balls of your feet helps you to land with control.
--	--	--	--

Movement Skills

- travelling actions
- shapes
- balances
- shape jumps
- barrel roll
- straight roll
- forward roll

This unit will also help you to develop other important skills.

Social	respect, collaboration, sharing, work safely
Emotional	confidence, self regulation, perseverance
Thinking	comprehension, select and apply action, creativity

Strategy

Use a starting and finishing position so that people know when your sequence has begun and when it has ended.

Healthy Participation



- Remove shoes and socks.
- Make sure the space is clear before using it.

Home Learning

Find more games that develop these skills in the Home Learning Active Families tab on www.getset4education.co.uk

Crabs and Scorpions



What you need: two markers, one player, one person to time

How to play:

- Mark a 6m distance using two markers.
- Place 10 x socks at the start marker.
- Transport the socks one at a time from one marker to the other.
- How many socks can you move in 2 minutes?


Rules:

- Socks must be carried on stomach on the way there (crab)
- Players must travel back on their hands and feet stomach facing down (scorpion).



www.getset4education.co.uk

If you enjoy this unit why not see if there is a gymnastics club in your local area.



This unit will help you to:

- balance
- move different body parts at the same time
- be more flexible
- be stronger

Head to our youtube channel to watch the skills videos for this unit.



@getset4education136




Get Set 4 Education

Knowledge Organiser Gymnastics Year 2

About this Unit

In gymnastics you learn to move your body in really fun ways. From balancing to rolling and jumping. In gymnastics you can link these actions using travelling actions to create sequences. Sequences are like stories with a beginning, middle and end.

Here are some cool ways to travel.



Ladder Knowledge



Shapes:
Some shapes link well together.

Balances:
Squeezing your muscles helps you to balance.

Rolls:
There are different teaching points for different rolls.

Jumps:
Looking forward will help you to land with control.

Movement Skills

- shapes
- balances
- travelling actions
- shape jumps
- barrel roll
- straight roll
- forward roll

This unit will also help you to develop other important skills.

Social

leadership, work safely, respect

Emotional

confidence, independence

Thinking

select and apply actions, creativity

Strategy

Use shapes that link well together, it will help your sequence to flow.

Healthy Participation



- Remove shoes and socks.
- Make sure the space is clear before using it.

Key Vocabulary



balance	pike	speed
direction	roll	star
level	sequence	straddle
link	shape	tuck
pathway		

If you enjoy this unit why not see if there is a gymnastics club in your local area.



This unit will help you to:

- balance
- move different body parts at the same time
- be more flexible
- be stronger

Home Learning

Find more games that develop these skills in the Home Learning Active Families tab on www.getset4education.co.uk



Gymnastics Obstacle Course



What you need: a dressing gown rope, two pillows and toy

How to play:

- Create a gymnastics course by placing out the rope, pillows and toy.
- Balance along the rope, jump and land on each of the pillows then create a balance by creating the same shape as your chosen toy.
- Place the items further apart and link your actions using different travelling actions e.g. crawl, spin, hop, lunge etc.



www.getset4education.co.uk

Head to our youtube channel to watch the skills videos for this unit.



@getset4education136

About this Unit

Yoga is a type of exercise that uses balances (called poses) and breathing to help your body and mind stay healthy and strong.....It's like a secret superpower!

Imagine stretching your body like a playful cat or pretending to be a tree swaying in the wind. Each movement or pose has a name. By doing these poses, you can make your muscles stronger, feel more relaxed and improve how flexible you are.

Start...

'I am ready to be mindful'
(hands on heads)

'I am ready to share my ideas'
(hands on throat)

'I am ready to try my best'
(hands on heart)



Each lesson you will start and finish your lesson sitting with crossed legs.

You will say.....

Finish...

'I think kind thoughts'
(hands on heads)

'I speak kind words'
(hands on throat)

'I act with a kind heart'
(hands on heart)

Key Vocabulary



balance

breath

copy

feel

focus

listen

pose

slowly

stretch



If you enjoy this unit why not see if there is a yoga club in your local area.

Ladder Knowledge



Balance:
focusing on something still will help you to balance.

Flexibility:
yoga helps to improve flexibility which you need in everyday tasks.

Strength:
you can use strength to move slowly and with control.

Movement Skills

- balance
- flexibility
- strength
- co-ordination

This unit will also help you to develop other important skills.

Social move safely, listen to others, collaborate

Emotional concentration, focus, identify feelings

Thinking observation, copy and repeat, recognise, create, select and apply

Strategies

- Use the start and finish sayings during your day to make good choices.
- If you feel angry, sad, mad, nervous or like you need a moment, try one of the breathing activities from your lessons.

Healthy Participation



- Don't wear shoes or socks to make sure that you do not slip.
- Stretch slowly and breathe deeply, never force a pose.



This unit will help you to:

- balance
- move different body parts at the same time
- be more flexible
- be stronger

Home Learning

Find more games that develop these skills in the Home Learning Active Families tab on www.getset4education.co.uk

Hand Breath

What you need: a quiet space

What to do:

- Close your mouth and breathe in and out through your nose.
- Hold out your left hand.
- With the index finger of your other hand trace the fingers of your left hand.
- Breathe in as you trace up a finger, breathe out as you trace down a finger.
- Continue a few times through all fingers.



www.getset4education.co.uk

Head to our youtube channel to watch the skills videos for this unit.



@getset4education136

About this Unit

Imagine a fun and relaxing activity that's like a magical adventure for your body and mind – that's yoga! Yoga is a special kind of exercise that makes your body strong, flexible, and happy. In yoga, you get to do different poses, kind of like pretending to be things from nature. Yoga also teaches you how to take deep, calm breaths. Breathing is like magic because it helps you feel relaxed and focused. And guess what? Yoga isn't just about moving your body and breathing. It's also about using your imagination and being mindful. Being mindful means paying close attention to how your body and mind feel in the present moment. It's like taking a little break from the busy world around you to be kind to yourself.

balance
look at something still

Yoga will help my body with:



strength
squeeze your muscles

flexibility
breathe out to stretch a little further

co-ordination
move slowly to move from one pose to another

Key Vocabulary



breath	focus
choose	perform
create	pose
flexibility	strength
flow	



If you enjoy this unit why not see if there is a yoga club in your local area.

Ladder Knowledge



Balance:
you can squeeze your muscles to help you to balance.

Flexibility:
flexibility helps you to stretch your muscles and increase the movement in our joints.

Strength:
strength helps you with everyday tasks such as carrying your school bag.

Movement Skills

- balance
- flexibility
- strength
- co-ordination

This unit will also help you to develop other important skills.

Social respect, leadership, work safely, collaboration
Emotional confidence, perseverance, honesty, focus, identify feelings
Thinking create, select and apply, comprehension, decision making, reflection

Strategies

- Use breathing activities and poses to help you feel calm and relaxed.
- Use breathing activities and poses to help you notice how you feel about a situation.

Healthy Participation



- Don't wear shoes or socks to make sure that you do not slip.
- Stretch slowly and breathe deeply, never force a pose.



This unit will help you to:

- balance
- move different body parts at the same time
- be more flexible
- be stronger

Home Learning
Find more games that develop these skills in the Home Learning Active Families tab on www.getset4education.co.uk




Nature Walk

What you need: an outside space

What to do:

- Head outside and find four things in nature that you can use to inspire your poses. For example, a tree or a bird.
- Using your four things, can you create a pose that represents each one?
- Can you link your four poses together to create a sequence of movements?



www.getset4education.co.uk

Head to our youtube channel to watch the skills videos for this unit.



@getset4education136

Ladder Knowledge



Actions:

Actions can be linked to create a dance.

Dynamics:

You can create fast and slow actions to show an idea.

Space:

There are different directions and pathways within space.

Relationships:

When dancing with a partner it is important to be aware of each other and keep in time.

Performance:

Stand still at the start and at the end of the dance. It will let the audience know when you have started and when you have finished.

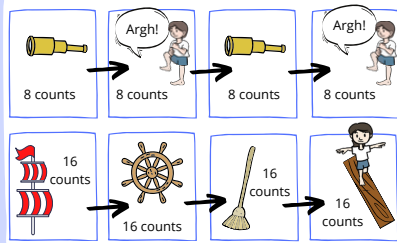
About this Unit

Here are some themes that you may explore in this dance unit...

The Weather



Pirates



How would these toys move?

TOYS



On Safari



Movement Skills

- actions
- dynamics
- space
- relationships

This unit will also help you to develop other important skills.

Social

respect, work safely, collaboration, communication

Emotional

empathy, confidence, acceptance, determination, kindness

Thinking

creativity, select and apply actions, copy and repeat actions, provide feedback, recall

Strategies

Use big, clear actions. It will help the audience to see you clearly.

Healthy Participation




- You should be bare foot for dance.
- Ensure you always work in your own safe space when working on your own.

Key Vocabulary

action	direction	
balance	fast	quickly
beat	level	slow
copy	pathway	slowly
counts	pose	timing



If you enjoy this unit why not see if there is a dance club in your local area.



This unit will help you to:

- balance
- move different body parts at the same time
- be more flexible

Home Learning

Find more games that develop these skills in the Home Learning Active Families tab on www.getset4education.co.uk



Animal Dance



How to play:

- Create a short dance that uses the movements of an animal of your choice.
- Try not to just act like the animal, but use their movements e.g. the way they crawl, walk, sleep or jump.
- Think about how quickly or slowly they move.
- Think about how they move e.g. bouncy, smoothly.
- Choose some music that suits your animal too.



Show your dance to a family member or friend.



www.getset4education.co.uk

Head to our youtube channel to watch the skills videos for this unit.



@getset4education136

Knowledge Organiser

Dance Year 2

About this Unit

This unit is inspired by lots of different themes. Here are some that you may explore...

Structuring the Dance

- **Getting nectar** (balance): 8 counts
- **Waggle dance** (movement in the hoop): 8 counts
- **Busy bees** (travel): 8 counts
- **Landing time** (around the hoop): 8 counts

Secret Garden

Welcome to the circus!

The Rainforest

- Some trees in Tasmania's rainforests can live for 2,000 years
- A quarter of ingredients in modern medicines come from rainforest plants.
- The Amazon rainforest in South America is so big that if it were a country, it would be the 9th biggest in the world.
- The forest floor is almost totally in darkness; only 2% of the sunlight reaches through the canopy.
- The canopy area of the rainforest can reach 40m high and some trees grow above the canopy to 80m!

JACK FROST

- Start position, 8 counts
- Leaping actions 16 counts
- Set phrase on the spot 8 counts
- Own movement with the scarf 8 counts
- Finishing position 8 counts

Movement Skills

- actions
- dynamics
- space
- relationships

This unit will also help you to develop other important skills.

- Social** respect, collaboration, work safely, communication
- Emotional** independence, confidence, perseverance, determination
- Thinking** provide feedback, comprehension, reflection, observation, creativity

Strategies

Keep practicing your dance. It will get better everytime.

Healthy Participation

- You should be bare foot for dance.
- Ensure you always work in your own safe space when working on your own.

Key Vocabulary

action	expression	A Z
counts	level	
create	matching	perform
direction	mirroring	speed
dynamics	pathway	timing
		unison

If you enjoy this unit why not see if there is a dance club in your local area.



This unit will help you to:

- balance
- move different body parts at the same time
- be more flexible

Home Learning

Find more games that develop these skills in the Home Learning Active Families tab on www.getset4education.co.uk

Newspaper Dance

What you need: 1 or more players, a sheet of newspaper per player, a music track, someone to press stop.

How to play:

- Each player begins standing on a large piece of newspaper.
- When the music plays move off the newspaper and dance around the space.
- When the music stops stand on the newspaper. Players are not allowed to touch the floor.
- When successful reduce the size of the newspaper by folding it.
- Keep playing until you cannot stand without going out of the boundary.



www.getset4education.co.uk

Head to our youtube channel to watch the skills videos for this unit. @getset4education136




Get Set 4 Education

Knowledge Organiser

Ball Skills Y1

About this Unit


You can move a ball in lots of different ways, using different body parts.



Key Vocabulary



catch	safely	swing
control	score	target
dribble	space	track
ready position	soft	underarm
roll		



If you enjoy this unit why not see if there is a ball game e.g. a basketball club in your local area.



This unit will help you to:

- change direction
- balance
- move different body parts at the same time
- be faster
- move for longer

Ladder Knowledge



- | | | | |
|--|---|--|--|
| Sending:
Face your body towards your target when rolling and throwing underarm. It will help you to balance. | Catching:
Watch the ball as it comes towards you. | Tracking:
Move your feet to get in the line with the ball. | Dribbling:
Moving with a ball is called dribbling. You can dribble with your hands and with your feet. |
|--|---|--|--|

Movement Skills

- dribble with hands
- roll
- throw
- catch
- dribble with feet
- track

This unit will also help you to develop other important skills.

Social communication, support others, co-operation

Emotional perseverance, honesty, determination

Thinking exploration, make decisions, comprehension, use tactics

Strategies

For all ball skills use these tips:

Track the ball as it comes towards.
Point your hand or foot towards your target when sending the ball.
Cushion the ball as you receive it.

Healthy Participation



- Make sure unused balls are stored in a safe place.
- Make sure you work in a safe space and show an awareness of others as you use the ball.

Home Learning



Find more games that develop these skills in the Home Learning Active Families tab on www.getset4education.co.uk

Bottle Skittles

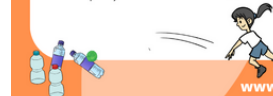


What you need: plastic bottles, a pair of socks, 1 or more players

How to play:

- Use empty plastic bottles as skittles. Set them up approx. 5m away.
- Use a pair of socks rolled into a ball and try to hit as many skittles as possible down.

Playing with more people?
See how many throws it takes each player to knock down all of the skittles.



www.getset4education.co.uk

Head to our youtube channel to watch the skills videos for this unit. @getset4education136




Get Set 4 Education

Knowledge Organiser

Ball Skills Y2

About this Unit

Ball skills are important because they can be used in lots of other games. Learning different ball skills also helps your eyes, hands and feet work together. This makes your brain smarter because it has to think about where the ball is and how to make your body do what you want. You can always improve your ball skills with practise.



Ladder Knowledge



Sending:
Step forward with your opposite foot to throwing arm. This will help you to balance.

Catching:
Use wide fingers and pull the ball into your chest to catch securely.

Tracking:
It is easier to move towards a ball to track it than chase it.

Dribbling:
Keep your head up when dribbling to see the space and other players.

Movement Skills

- roll
- track
- dribble with feet
- kick
- throw
- catch
- dribble with hands

This unit will also help you to develop other important skills.

Social inclusion, communication, collaboration, leadership

Emotional independence, honesty, perseverance, determination

Thinking comprehension, select and apply skills, use tactics

Strategies

For all ball skills use these tips:

Track the ball as it comes towards.
Point your hand or foot towards your target when sending the ball.
Cushion the ball as you receive it.

Healthy Participation

- Make sure unused balls are stored in a safe place.
- Make sure you work in a safe space and show an awareness of others as you use the ball.

Key Vocabulary



bounce

catch

collect

control

dribble

kick

prepare

receive

release

roll

target

touch

underarm

If you enjoy this unit why not see if there is a ball game e.g. a basketball club in your local area.



This unit will help you to:

- change direction
- balance
- move different body parts at the same time
- be faster
- move for longer

Home Learning

Find more games that develop these skills in the Home Learning Active Families tab on www.getset4education.co.uk

Sock Boule



What you need: a target object, rolled up socks, 2 or more players

How to play:

- Each player has three pairs of rolled up socks.
- Place the target object seven big steps away from you.
- Take it in turns to throw your socks as close to the target as possible.
- The winner for each round is the person who gets their socks closest to the target, they get one point for winning the round.
- First player to 5 points wins.



www.getset4education.co.uk

Head to our youtube channel to watch the skills videos for this unit.



@getset4education136

About this Unit

Target games are games where players send an object towards a target. It could be while avoiding obstacles, getting closer to a target than an opponent or by hitting a target in the fewest turns. It could also be a moving target.


Examples of target games are dodgeball, golf, curling, boccia, archery, bowling.

In this unit, you will use underarm and overarm throwing to take part in lots of different challenges.



overarm throw

- elbow high
- step forward with your opposite foot
- use for distance



underarm throw

- use a straight arm
- step forwards with your opposite foot
- point your hand to your target
- use for accuracy

Key Vocabulary



balance

distance

further

overarm

point

score

swing

throw

underarm

Ladder Knowledge



Movement Skills

- underarm throw
- overarm throw

This unit will also help you to develop other important skills.

Social collaboration, leadership, work safely, encourage others

Emotional perseverance, honesty

Thinking comprehension, select and apply, creativity

Rules

Rules help you to play fairly.

Tactics

Tactics are a plan that help us to do what we want to do when playing games.

Choose targets that are worth more points

Use an overarm throw for targets further away

If the target is small, use an underarm throw because it is more accurate

Healthy Participation



- Put unused balls in a safe place.

If you enjoy this unit why not see if there is a club in your local area that plays a target game. Examples could be a dodgeball or golf club.



This unit will help you to:

- change direction quickly
- balance
- move different parts of your body at the same time
- be faster

Home Learning



Find more games that develop these skills in the Home Learning Active Families tab on www.getset4education.co.uk

Socks in Pots!



What you need: three pairs of socks and three or more pots or pans



How to play:

- Place pots or pans at different distances away.
- Start behind a start line.
- Score one point for each pair of socks you throw that land in a pot or pan.
- Make this harder by labelling each pot or pan with a different number of points and seeing how many points you can score.
- Play with more people by seeing who can score the most points. The first person to ten points is the winner.

www.getset4education.co.uk

Head to our youtube channel to watch the skills videos for this unit.



@getset4education136

About this Unit

Target games are games where players send an object towards a target. It could be while avoiding obstacles, getting closer to a target than an opponent or by hitting a target in the fewest turns. It could also be a moving target.

Examples of target games are dodgeball, golf, curling, boccia, archery, bowling.

overarm throw

- elbow high
- step forward with your opposite foot
- use for distance

roll

- use a straight arm
- step forwards with your opposite foot
- point your hand to your target

underarm throw

- use a straight arm
- step forwards with your opposite foot
- point your hand to your target
- use for accuracy

strike

- swing with straight arms
- feet shoulder width apart
- finish with your club pointing where you want the ball to go

Ladder Knowledge



Throwing:

stepping with opposite foot to throwing arm will help you to balance. Moving your arm quicker will give you more power.

Striking:

finish with your object/hand pointing at your target.

Movement Skills

- roll
- overarm throw
- underarm throw
- strike
- dodge
- jump

This unit will also help you to develop other important skills.

Social congratulate, support others, co-operation, kindness

Emotional manage emotions, honesty

Thinking identify areas of strength and areas for development, select and apply, comprehension, decision making

Rules

Know how to score points for each game and follow simple rules.

Tactics

Use and apply simple tactics. They help us to make a plan to complete a challenge.

Healthy Participation



- Make sure unused balls are stored safely.
- If hitting a ball make sure there is a safe space.

Key Vocabulary



accurate

release

ahead

strike

aim

target

opponent

teammate

overarm

underarm

If you enjoy this unit why not see if there is a club in your local area that plays a target game. Examples could be a dodgeball or golf club.



This unit will help you to:

- change direction quickly
- balance
- move different parts of your body at the same time
- be faster

Home Learning



Find more games that develop these skills in the Home Learning Active Families tab on www.getset4education.co.uk

Bowls

What you need: two players, a marker and three pairs of socks each

How to play:

- Play against another player.
- Place a target marker an agreed distance from a start line.
- Takes turns to roll or throw your sock towards the target marker.
- Whoever lands closest to the target marker wins the round.
- Play first to ten points.



www.getset4education.co.uk

Head to our youtube channel to watch the skills videos for this unit.



@getset4education136

About this Unit

Being able to work as a team is an important skill.
What helps to make you a good team mate?



Ladder Knowledge



Problem solving:
working well with others will help you to solve challenges.

Navigational skills:
deciding which way to go before starting will help you.

Communication:
using short instructions when telling a partner what to do will help them to understand.

Reflection:
we can always be better, we just need to look for how.

Movement Skills

- balance
- co-ordination
- run
- jump
- hit

This unit will also help you to develop other important skills.

Social trust, communication, inclusion

Emotional confidence, determination

Thinking identify, comprehension, reflection, planning

Rules

Rules help you to play fairly.

Healthy Participation



- Work safely around others and when using equipment.
- When using blindfolds, make sure the area is safe and only move when your partner tells you to.

Home Learning



Find more games that develop these skills in the Home Learning Active Families tab on www.getset4education.co.uk



Key Vocabulary



challenge	listen
co-operate	plan
instruction	share
lead	talk



If you enjoy this unit why not see if there is a forest school club in your local area.



This unit will help you to:

- balance
- move different body parts at the same time
- be faster

Alphabet walk



Play: Outside

How to play:

- Head out for a walk.
- On the way, try to spot something beginning with the letter 'A', the Z the letter 'B' and so on until you get to 'Z'.
- Make this easier if there are some letters that are difficult to find by finding something that contains the letter instead of 'starts with the letter...'





Get Set 4 Education

Knowledge Organiser Team Building Year 2

About this Unit

Being able to work as a team is an important skill. What does good team work look like?



Respect:

They teach you to be more understanding of others and to share responsibilities between you.



Communication:

Learning to listen to others, giving and following instructions and sharing ideas.



Problem solving:

You get to learn from others and share ideas to find the best answer to solve a problem.



Working together:

Being able to share ideas and work together to come up with a plan.

Ladder Knowledge



Problem solving:

listening to each other's ideas might give you an idea you hadn't thought of.

Navigational skills:

a map tells us where we are.

Communication:

using encouraging words when speaking to a partner or group will help them to trust you.

Reflection:

talking about what you have done well and what you could improve will help you if you play again.

Movement Skills

- run
- jump
- balance
- co-ordination

This unit will also help you to develop other important skills.

Social

support and encourage others, communication, inclusion, trust, kindness

Emotional

perseverance, confidence, determination, accepting

Thinking

comprehension, identify strengths and areas for development, problem solving

Rules

Listen carefully to the rules of each game so that you can use them.

Healthy Participation



- Work safely around others and when using equipment.
- When using blindfolds, make sure the area is safe and only move when your partner tells you to.

Home Learning



Find more games that develop these skills in the Home Learning Active Families tab on www.getset4education.co.uk

Key Vocabulary



communicate

plan

include

solve

instructions

successful

map

support

If you enjoy this unit why not see if there is a forest school club in your local area.



This unit will help you to:

- balance
- move different body parts at the same time
- be faster

Magic Carpet



Get Set 4 Education

What you need: Ten socks, one towel per player, one or more players.

How to play:

- Mark a distance of 5m - 7m and place all of the socks at one end.
- Players begin sitting on their towel at the start line opposite the socks.
- They race to collect one sock at a time and transport it back to the start line. They must not come off their towel.
- Make the carpet move by bringing your heels to your bottom and then straightening your legs as you shuffle forwards.
- Playing by yourself? How quickly can you transport the socks?
- Playing with someone else? Who can transport the most socks?

How else can you make the carpet move?



www.getset4education.co.uk

Knowledge Organiser

Invasion Year 1

About this Unit

Invasion games are games where there are two teams and two goals. Teams try to score in the opposite team's goal. Examples include football, handball, rugby, netball, basketball, hockey.

In invasion games, if your team has the ball you are called attackers. If your team doesn't have the ball you are called defenders.

My team has the ball, I am an attacker

My team needs to score goals

My team doesn't have the ball, I am a defender

My team needs to try to stop goals



Look at the images below, who are the attackers and who are the defenders?



Ladder Knowledge



Sending & receiving:

look at your partner before sending the ball.

Dribbling:

moving with a ball is called dribbling.

Space:

being in a good space helps you to pass the ball.

Attacking:

moving away from a partner helps your team to pass you the ball.

Defending:

staying with a partner makes it more difficult for them to receive the ball.

Movement Skills

- dribble
- throw
- catch
- kick
- receive
- run
- change speed
- change direction

This unit will also help you to develop other important skills.

Social supporting others, communication, co-operation, kindness

Emotional perseverance, confidence, honesty

Thinking comprehension, identifying strengths and areas for development, select and apply

Rules

Rules help you to play fairly.

Tactics are a plan that help us to do what we want to do when playing games.

Tactics

Spread out

Stay with a partner

Keep the ball

Send the ball quickly to a teammate

Healthy Participation



- Make sure any equipment not used is stored out of the way.

Home Learning

Find more games that develop these skills in the Home Learning Active Families tab on www.getset4education.co.uk

Key Vocabulary



attacker

marking

defender

points

dodge

score

goal

space

If you enjoy this unit why not see if there is a club in your local area that plays an invasion game. This could be a basketball, football, handball, hockey, netball or tag rugby club.



This unit will help you to:

- change direction quickly
- balance
- move different parts of your body at the same time
- be faster
- move for longer

Touch Down

What you need: two players, two markers and a ball

How to play:

- Place the two markers approx. 8 big steps apart.
- One person begins at one marker with the ball, other person begins in the middle.
- Person with the ball attempts to score by running and placing it on top of their opponent's marker.
- If their opponent tags the person with the ball, they have to start again at their marker.
- Have three attempts to score then switch roles.
- Make this harder by dribbling the ball with feet or hands.



www.getset4education.co.uk

Head to our youtube channel to watch the skills videos for this unit.



@getset4education136



Get Set 4 Education

Knowledge Organiser Invasion Year 2

About this Unit

Invasion games are games where there are two teams and two goals. Teams try to score in the opposite team's goal. Examples include football, handball, rugby, netball, basketball, hockey.

In invasion games, the team that is in possession of the ball (the team that has the ball) are the attackers. The team that is not in possession of the ball (the team that does not have the ball) are the defenders.

I need to try to score goals

I need to try to move towards the goal

My team need to keep the ball

I need to stop the other team from scoring

My team need to try to get the ball

Which person is the attacker and which person is the defender?

Ladder Knowledge



Sending & receiving:

controlling the ball before sending it will help you to get it to the right place or person.

Dribbling:

keeping your head up will help you to see where defenders are.

Space:

moving into space away from defenders helps you to pass and receive a ball.

Attacking:

when your team is in possession of the ball you are an attacker and we can score.

Defending:

when your team is not in possession of the ball, you are a defender and need to try to get the ball. Standing between the ball and the attacker will help you to stop them from getting the ball.

Movement Skills

- dribble
- throw
- catch
- kick
- receive
- run
- change speed
- change direction

This unit will also help you to develop other important skills.

Social

communication, kindness, support others, co-operation, respect, collaborate

Emotional

empathy, perseverance, honesty, integrity, independence

Thinking

creativity, select and apply, comprehension, problem solving, provide feedback

Rules

Know how to score points for each game and follow simple rules.

Tactics

Attacking tactics

- Move into space towards goal
- Make quick decisions to pass
- Communicate with each other to let a teammate know you are free.

Defending tactics

- Mark an opponent
- Stand in between the attacker and the ball
- Have someone take on the role of goalkeeper.

Healthy Participation



- Make sure any equipment not used is stored out of the way.

Key Vocabulary



attack	opponent	score
defend	possession	shoot
defender	receive	tactic
goalkeeper	send	teammate
mark		

If you enjoy this unit why not see if there is a club in your local area that plays an invasion game. This could be a basketball, football, handball, hockey, netball or tag rugby club.

This unit will help you to:

- change direction quickly
- balance
- move different parts of your body at the same time
- be faster
- move for longer

Home Learning

Find more games that develop these skills in the Home Learning Active Families tab on www.getset4education.co.uk

Protect the Gate

What you need: 2 players min, three objects and a ball or pair of rolled up socks.

How to play:

- Place three objects in a triangle formation.
- One player (the defender), begins next to the triangle.
- The other player (the attacker) begins with the ball 4m away from the triangle.
- The attacker can move anywhere as long as they remain 4m away from the triangle. The attacker scores points by rolling the ball through the triangle.
- The defender attempts to stop the ball from going through the triangle.
- Six attempts then change roles.

What was your score /6?

www.getset4education.co.uk

Head to our youtube channel to watch the skills videos for this unit.



@getset4education136



Get Set 4 Education

Knowledge Organiser

Net and Wall Games Year 1

Ladder Knowledge



Hitting:
use the centre of the racket for control.

Feeding:
use an underarm throw to throw to a partner.

Rallying:
throwing/hitting to your partner with not too much power will help them to return the ball.

Footwork:
using a ready position will help you to move in any direction.

About this Unit

Net and wall games are games where either a net separates the players or a wall is used. The object of these games is to hit the ball over the net and into the court space or against a wall to make it difficult for a partner to return. Examples include tennis, badminton, volleyball, squash.

throw

- point your hand where you want the ball to go
- try to make the ball bounce once
- use an underarm throw

catch

- use two hands
- watch the ball

hit

- use the middle of the racket
- point your racket where you want the ball to go

track

- move your feet
- get in line with the ball

Movement Skills

- throw
- catch
- hit
- track

This unit will also help you to develop other important skills.

Social support others, work safely, communication, co-operation

Emotional perseverance, independence, determination

Thinking comprehension, select and apply, reflection, identify areas of strength and areas for development, decision making

Rules

Rules help you to play fairly.

Tactics are a plan that help us to do what we want to do when playing games.

Tactics

- Use a ready position
- Send the ball away from a partner
- Send the ball to one space then a different space
- Track the ball as it comes towards you

Healthy Participation



- Make sure any unused equipment is stored in a safe place.
- Stay a safe distance from one another when using the racket.

Home Learning

Find more games that develop these skills in the Home Learning Active Families tab on www.getset4education.co.uk

Key Vocabulary



- | | |
|---------|----------------|
| net | ready position |
| partner | score |
| point | track |
| racket | underarm |

If you enjoy this unit why not see if there is a club in your local area that plays a net and wall game. This could be a tennis, badminton, volleyball club.



This unit will help you to:

- change direction quickly
- balance
- move different parts of your body at the same time
- be faster
- move for longer




Hot Spots

What you need: two players, six markers and a ball

How to play:

- Stand five big steps apart and place three cones on the floor at your feet.
- Take turns trying to hit your partner's cones using an underarm throw.
- If you hit a cone, you take it and add it to your row.
- The game is played until one pupil has all of the cones.
- Make this easier by using a bigger ball.



www.getset4education.co.uk

Head to our youtube channel to watch the skills videos for this unit. @getset4education136



Get Set 4 Education

Knowledge Organiser

Net and Wall Games Year 2

About this Unit

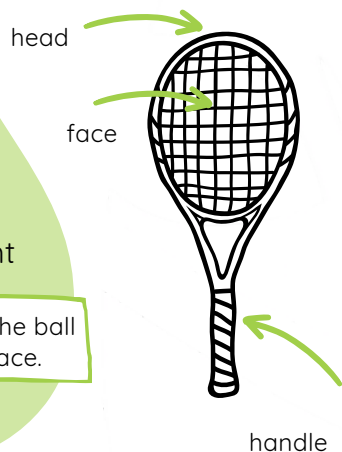
Net and wall games are games where either a net separates the players or a wall is used. The object of these games is to hit the ball over the net and into the court space or against a wall to make it difficult for a partner to return. Examples include tennis, badminton, volleyball, squash.



Ready position:

- knees bent
- feet apart
- racket in front

Helps you to move to the ball and defend your space.



Ladder Knowledge



Hitting:
watch the ball as it comes towards you to help you to get ready to hit it.

Feeding:
use enough power when throwing to let the ball bounce once before your partner returns it.

Rallying:
sending the ball towards your partner will help you to keep a rally going.

Footwork:
using a ready position helps you to react quickly and return/catch a ball.

Movement Skills

- throw
- catch
- hit
- track

This unit will also help you to develop other important skills.

Social

co-operation, respect, support others

Emotional

honesty, persevere

Thinking

select and apply, reflection, decision making, comprehension

Rules

Know how to score points for each game and follow simple rules.

Tactics

Using tactics makes it difficult for my opponent.

Attacking tactics

- Hit or throw the ball away from your opponent
- Make quick decisions about where to hit/throw

Defending tactics

- Use a ready position to react quickly
- Return to the middle of your space after hitting/throwing



Healthy Participation



- Make sure any unused equipment is stored in a safe place.
- Stay a safe distance from one another when using the racket.

Home Learning

Find more games that develop these skills in the Home Learning Active Families tab on www.getset4education.co.uk



Key Vocabulary



against

defend

partner

point

quickly

ready position

receive

return

trap

If you enjoy this unit why not see if there is a club in your local area that plays a net and wall game. This could be a tennis, badminton, volleyball club.



This unit will help you to:

- change direction quickly
- balance
- move different parts of your body at the same time
- be faster
- move for longer

Catch Tennis



What you need: two players, three markers and a ball

How to play:

- Create a net through the middle using your markers.
- Stand on either side of the net.
- Take turns to throw underarm over the net.
- Try to catch the ball before it bounces twice.

To win a point:

- Partner throws the ball and it bounces on their side of the net first.
- Partner does not catch the ball before it bounces twice.



www.getset4education.co.uk

Head to our youtube channel to watch the skills videos for this unit.



@getset4education136




Get Set 4 Education

Knowledge Organiser Athletics Year 1

About this Unit

Athletics is made up of running, jumping and throwing.



Ladder Knowledge



Running:

Swing your arms, it will help you to run faster.

Jumping:

Landing on the balls of your feet helps you to land with control. Bend your knees, it will help you to jump further.

Throwing:

Stepping forward with your opposite foot to throwing hand will help you to throw further.

Movement Skills

- run
- balance
- agility
- co-ordination
- hop
- jump
- leap
- throw

This unit will also help you to develop other important skills.

Social work safely, collaboration

Emotional perseverance, independence, honesty, determination

Thinking reflection, comprehension, select and apply skills


Rules

Rules help you to play fairly.

Healthy Participation



- Behave and move in a safe way.
- Wait to take turns when told to.



If you enjoy this unit why not see if there is an athletics club in your local area.

This unit will help you to:

- change direction
- balance
- move different body parts at the same time
- be faster
- move for longer
- be stronger

Home Learning



Find more games that develop these skills in the Home Learning Active Families tab on www.getset4education.co.uk



Fill it Up



What you need: six socks and two pots

How to play:

- Players have one pot each that they place 6m apart. Place six socks in the centre.
- Players start at their pot and run to the middle, taking one sock back to their pot. Continue until there are no socks left in the middle, then run to your opponents pot to collect one sock at a time.
- Who is the first to have 5 socks in their pot?
- Playing by yourself? From a pile of socks 6m away, how many can you get into your bucket in 1 minute?

Top tip: take small steps so that you can change direction quickly.



www.getset4education.co.uk

Head to our youtube channel to watch the skills videos for this unit. @getset4education136

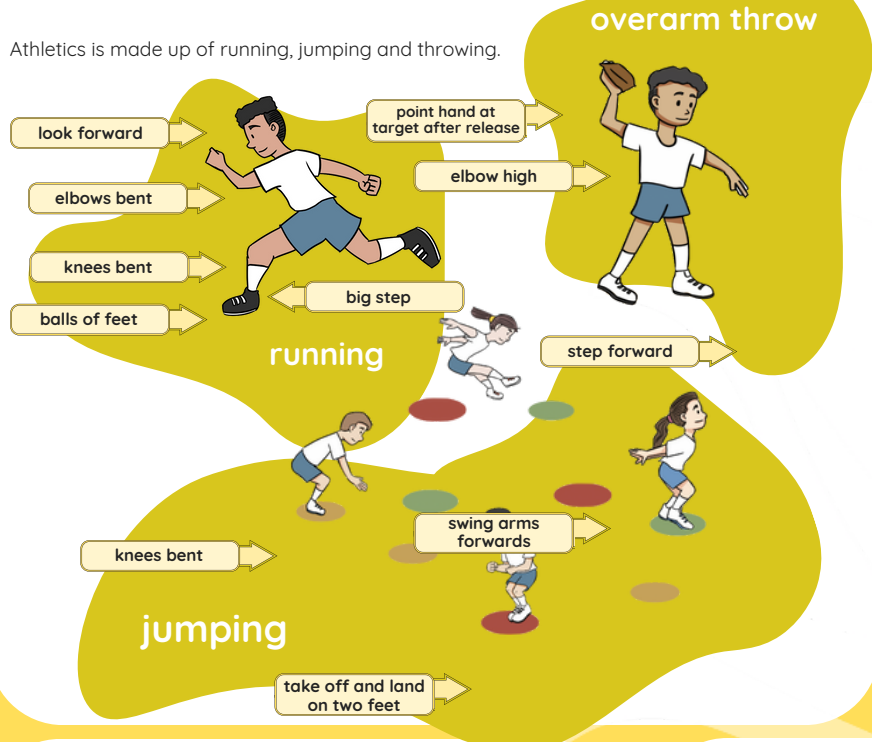


Key Vocabulary

balance	hop	safely
bend	jog	target
control	jump	time
direction	leap	underarm
further	overarm	walk
	quickly	

About this Unit

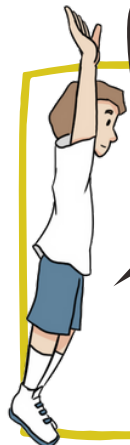
Athletics is made up of running, jumping and throwing.



Key Vocabulary



- | | | |
|----------|---------|----------|
| aim | height | overarm |
| distance | jog | sprint |
| far | jump | take off |
| fast | landing | target |
| | | throw |



If you enjoy this unit why not see if there is an athletics club in your local area.

Ladder Knowledge



- | | | |
|--|---|---|
| Running:
Running on the balls of your feet, taking big steps and having elbows bent will help you to run faster. | Jumping:
Swinging your arms forwards will help you to jump further. | Throwing:
Throw in a straight line by pointing your throwing hand at your target as you let go of the object. |
|--|---|---|

Movement Skills

- run
- jump for distance
- jump for height
- throw for distance
- throw for accuracy

This unit will also help you to develop other important skills.

- Social** communication, work safely, support others
- Emotional** determination, independence
- Thinking** comprehension, observe and provide feedback, explore ideas, select and apply skills

Rules

Follow the rules when working with others.

Healthy Participation



- Behave and move in a safe way.
- Wait to take turns when told to.



This unit will help you to:

- change direction
- balance
- move different body parts at the same time
- be faster
- move for longer
- be stronger

Home Learning

Find more games that develop these skills in the Home Learning Active Families tab on www.getset4education.co.uk



Mousetrap

What you need: 1 basket, 1 large bottle, a ball or pair of socks, 1 or more players.

- How to play:**
- Turn the basket upside down. Tilt the basket as you keep it lifted at one end by placing it on top of the bottle.
 - Using your ball or rolled up socks, try to hit the bottle so that the basket drops to the floor.
 - Playing with a partner? Who can knock the mousetrap down first?
 - Make this harder by standing further away when you make the throw.
 - Then try balancing the basket with different items such as a trainer or some toilet rolls.

www.getset4education.co.uk

Knowledge Organiser

Striking and Fielding Year 1

Ladder Knowledge



Striking:

the harder you strike, the further the ball will travel.

Fielding:

throwing the ball back is quicker than running with it.

Throwing:

use an overarm throw to throw over longer distances.

Catching:

watch the ball as it comes towards you.

About this Unit

Striking and fielding games are games where there are two teams, one, the batting team, try to score points and the other, the fielding team, try to stop the batting team from scoring. Examples of striking and fielding games include cricket and rounders.



overarm throw

- elbow high
- step forward with your opposite foot



underarm throw

- use a straight arm
- step forwards with your opposite foot



catch

- watch the ball
- catch with two hands
- move your feet to the ball



hit

- watch the ball
- use the centre of the bat



track

- move your feet to the ball
- scoop with two hands

Movement Skills

- underarm throw
- overarm throw
- catch
- track
- bat

This unit will also help you to develop other important skills.

Social

communication, collaboration, support and encourage others, kindness

Emotional

manage emotions, honesty, perseverance

Thinking

comprehension, use tactics, select and apply, decision making

Rules

Rules help you to play fairly.

Tactics

Tactics are a plan that help us to do what we want to do when playing games.

Spread out

Hit the ball into space

Throwing the ball is quicker than running with it


Healthy Participation

- Always keep a safe distance between yourself and a batter.
- Handle the bat in the way suggested by the teacher at all times.

Key Vocabulary



batter	hit
batting	out
bowl	ready position
bowler	track
fielder	underarm / overarm
fielding	



If you enjoy this unit why not see if there is a club in your local area that plays a striking and fielding game. Examples could be a cricket or rounders club.



This unit will help you to:

- change direction quickly
- balance
- move different parts of your body at the same time
- be faster

Home Learning

Find more games that develop these skills in the Home Learning Active Families tab on www.getset4education.co.uk



Field to Stop



What you need: two players, a markers and a ball or pair of rolled up socks.

How to play:

- Place the marker in a space and stand next to it.
- One player is the batter with the ball, the other player is the fielder.
- The batter rolls the ball into the space and then scores points by sitting down and standing up (one point for each time they do this).
- The fielder runs to collect the ball, holds it in the air and shouts 'stop'.
- Batter to confirm their score and then change roles.
- Play again, with throwing.



www.getset4education.co.uk

Head to our youtube channel to watch the skills videos for this unit.



@getset4education136



Knowledge Organiser

Striking and Fielding Year 2

About this Unit

Striking and fielding games are games where there are two teams, one, the batting team, try to score points and the other, the fielding team, try to stop the batting team from scoring. Examples of striking and fielding games include cricket and rounders.

There are different roles on a batting and fielding team:

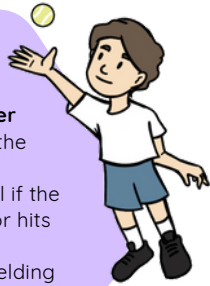
Batter

- hits the ball
- tries to score points
- is part of the batting team



Backstop/wicket keeper

- stands behind the batter
- collects the ball if the batter misses or hits behind
- is part of the fielding team



Fielder

- stands in space in the field
- collects the ball the batter has hit
- is part of the fielding team



Bowler

- throws the ball for the batter to hit
- is part of the fielding team




Key Vocabulary



backstop	fielder	runs
batter	fielding	stump
batting	hit	tactics
bowler	out	teammate
collect	rules	track

If you enjoy this unit why not see if there is a club in your local area that plays a striking and fielding game. Examples could be a cricket or rounders club.



Ladder Knowledge



Striking: the batter is the person who hits the ball and tries to score. Striking the ball quickly will increase the power.	Fielding: there are different roles on a fielding team such as a fielder, a bowler and a backstop or wicket keeper. Move towards the ball to collect it to limit a batter's points.	Throwing: stepping with your opposite foot to throwing arm will help you to balance.	Catching: use wide fingers and pull the ball in to your chest to help you to securely catch.
---	---	--	--

Movement Skills

- underarm throw
- overarm throw
- catch
- track
- bowl
- bat

This unit will also help you to develop other important skills.

- Social** communication, encourage others, collaboration
- Emotional** honesty, perseverance, determination, acceptance
- Thinking** use tactics, comprehension, select and apply, decision making

Rules

Know how to score points for each game and follow simple rules.

Tactics

Attacking (batting) tactics:

- Try to hit the ball away from the fielders
- Make quick decisions about whether to run

Defending (fielding) tactics:

- Spread out
- Make quick decisions about where to send the ball
- Know that moving towards the ball to collect is easier than running after a ball
- Throwing the ball back is quicker than running with it

Healthy Participation



- Always keep a safe distance between yourself and a batter.
- Handle the bat in the way suggested by the teacher at all times.



This unit will help you to:

- change direction quickly
- balance
- move different parts of your body at the same time
- be faster

Home Learning



Find more games that develop these skills in the Home Learning Active Families tab on www.getset4education.co.uk

Roller Ball



What you need: two or more players, two objects for markers and a ball or pair of rolled up socks.

How to play:

- Place two markers 5m apart. One player begins standing next to one of the markers. They are the 'roller.' They roll the ball out in any direction and then run to the other marker and back as many times as they can.
- Each time they reach a marker they score one point.
- The other player must retrieve the ball and place it back on the start marker as quickly as possible.
- Four turns then change over.



Who has the highest score?

www.getset4education.co.uk

Head to our youtube channel to watch the skills videos for this unit.



@getset4education136