









Who Lives Where?		
Où habites-tu ? Where do you live? J'habite à... I live in...		
j'habite I live	tu habites you live (informal, singular)	il/elle habite he/she/it lives
nous habitons we live	vous habitez you live (plural/ singular formal)	ils/elles habitent they live (m/f)

Where is...?			
			
la banque (f)	la mairie (f)	la patinoire (f)	l'office du tourisme (m)
		 <p>Où est la banque ? Where is the bank?</p> <p>La banque est en face de la mairie. The bank is opposite the town hall.</p>	
le restaurant (m)	la boucherie (f)		
	à côté de next to		
la bibliothèque (f)	en face de opposite		

I Go to School to Learn			
Je vais à... I go to...			
			
l'école (f)	la gare (f)	l'église (f)	le cinéma (m)
			
la piscine (f)	le parc (m)	la mosquée (f)	la librairie (f)
pour... to/for...			
apprendre to learn	acheter un livre to buy a book	prier to pray	nager to swim
regarder un film to watch a film		prendre le train to catch the train	
			faire une promenade to go for a walk

Key Knowledge and Grammar		
Remember that à and de both change depending on the noun that follows:		
masculine (le)	au	du
feminine (la)	à la	de la
in front of a vowel (l')	à l'	de l'

<p>Je vais au cinéma pour regarder un film. I go to the cinema to watch a film.</p> 

Let's Visit a French Town

Ordinal Numbers

premier (m)/ première (f) first	deuxième second	troisième third	quatrième fourth
cinquième fifth	sixième sixth	septième seventh	dernier (m)/ dernière (f) last















Key Knowledge and Grammar


- Ordinal numbers indicate the order in a list or collection, e.g. first, second, third.
- Only **premier/première** and **dernier/dernière** have a masculine and feminine form. For all other ordinal numbers, you usually add the ending **ième** to the number.
- Numbers ending in **f** also change their spelling to **v**, e.g. **neuf** (nine), **neuvième** (ninth).
- If the number ends in **e**, e.g. **douze** (twelve), remove the **e** before adding **ième**, e.g. **douzième** (twelfth).

Quantities

plus grand(e) que bigger than	plus petit(e) que/moins grand(e) que smaller than	de plus que more than	de moins que less than
-------------------------------------	--	--------------------------	---------------------------

Welcome to My Home!

			
une maison (f)		un appartement (m)	
			
l'entrée (f)	le salon (m)	l'escalier (m)	le garage (m)
			
le sous-sol (m)	le bureau (m)	la salle à manger (f)	la cuisine (f)
			
la salle de bain (f)	le grenier (m)	le jardin (m)	la chambre (f)
l'armoire (f) wardrobe	le tapis (m) rug	la télévision (f) television	le canapé (m) sofa
le fauteuil (m) armchair	le four (m) oven	la table (f) table	la chaise (f) chair

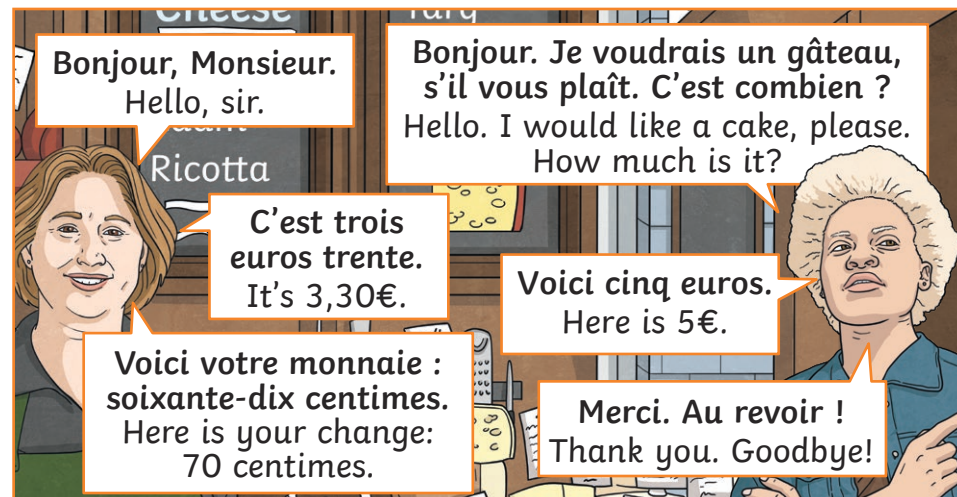
 <p>Cent est vingt de plus que quatre-vingts. 100 is 20 more than 80.</p>	 <p>Cinquante est dix de moins que soixante. 50 is 10 less than 60.</p>
---	---

Key Vocabulary – French Money

			
cinq euros	dix euros	vingt euros	cinquante euros
			
un euro	deux euros	cinquante centimes	vingt centimes
			
dix centimes	cinq centimes	deux centimes	un centime

Key Vocabulary – Shopping Conversations

Bonjour, Madame/Mademoiselle/Monsieur Hello, madam/miss/sir			
Je voudrais... I would like...	le/la/les the (m/f/plural)	un/une a/an (m/f)	du/de la/de l'/des some (m/f/plural)
C'est combien ? How much is it?	C'est... euros. It's... euros.	Voici... Here is...	Voici votre monnaie. Here is your change.
s'il vous plaît please	Merci (beaucoup). Thank you (very much).		Au revoir ! Goodbye!



Key Knowledge and Grammar

Money










- In English, the pound sign comes before the money amount. In French, the euro sign comes **after** the amount. Euros and cents are separated by a comma as opposed to a full stop.
- It's more common to say **C'est deux euros quarante** (It's 2,40€), although it is also acceptable to say **C'est deux euros quarante centimes**.

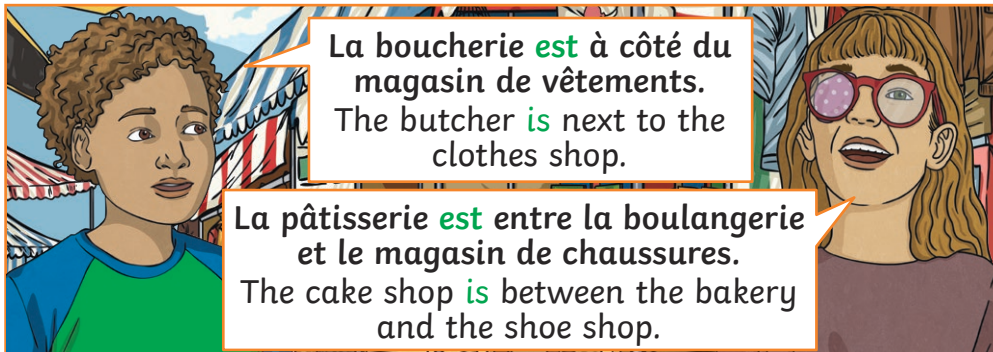
Numbers

- When the number is a multiple of 100, there is an **s** on **cents**, e.g. **quatre-cents** (400). However, if there are other numbers after the hundred, then there is no **s** on the end of **cent**, e.g. **quatre-cent-cinquante** (450).
- There is an **s** on **vingts** in **quatre-vingts** (80) but if there are other numbers after **vingt**, then there is no **s** at the end, e.g. **quatre-vingt-dix** (90).
















Key Vocabulary – At the Shops

Où est... ? Where is...?

		
le magasin de chaussures (m)	la fromagerie (f)	la boucherie (f)
		
la boulangerie (f)	la pâtisserie (f)	la bijouterie (f)
		
le magasin de jouets (m)	le magasin de vêtements (m)	la confiserie (f)
à côté de next to		entre between
Remember that if a noun is feminine, use de la. If the noun is masculine, use du.		



Key Vocabulary – All About Clothes

			
un manteau (m)	une jupe (f)	une chemise (f)	un pull (m)
			
bleu/bleue	blanc/blanche	jaune	noir/noire
			
rouge	vert/verte	gris/grise	violet/violette
			foncé – dark clair – light
marron	orange	rose	

Key Knowledge and Grammar

Adjectives

- In French, almost all adjectives go after the noun, e.g. **un pull bleu** (a blue jumper).
- Some colours have a feminine form when describing a feminine noun e.g. **une jupe bleue** (a blue skirt).
- If you add 'dark' or 'light' to the colour, it does not need to change to agree in gender or number, e.g. **une jupe vert foncé** (a dark green skirt), **une chemise rose clair** (a light pink shirt).

Key Vocabulary – Neighbours



Key Language in Context

L'Espagne est un voisin **de la** France.
Spain is a neighbour **of** France.

La France est un voisin **du** Luxembourg.
France is a neighbour **of** Luxembourg.

Key Vocabulary – Nationalities

J'habite **au** Canada.
Je suis **canadien**.
I live **in** Canada.
I am Canadian.



J'habite **en** Belgique.
Je suis **belge**.
I live **in** Belgium.
I am Belgian.

Country	Nationality
la France (f)	français (m)/française (f)
le Canada (m)	canadien (m)/canadienne (f)
la Suisse (f)	suisse (m/f)
la Belgique (f)	belge (m/f)
le Luxembourg (m)	luxembourgeois (m)/luxembourgeoise (f)

Quelle est la distance entre Paris et Toulouse ?
What's the distance between Paris and Toulouse?

C'est six-cent-soixante-dix-neuf kilomètres.
It's 679 kilometres.

Key Knowledge and Grammar

- Countries are nouns which means they are either masculine or feminine.
- If the country's name is masculine, the form of **de** to use is **du**. If it is feminine, then **de la** needs to be used. Regardless of gender, if the country's name begins with a vowel, then **de l'...** needs to be used.
- To say **to** or **in**, use **au** for masculine countries that start with a consonant and **en** for feminine countries or countries that start with a vowel.

Key Vocabulary – Directions

le nord
north

le nord-ouest
north west

le nord-est
north east

l'ouest
west

l'est
east

le sud-ouest
south west

le sud
south

le sud-est
south east

Key Knowledge and Grammar

All compass points are masculine, so when saying **to the**, the word **au** is used, with the exception of **l'ouest** and **l'est**. As these words begin with a vowel, **à l'...** is needed.

Nantes est à l'ouest de Dijon.

Nantes is **to the** west of Dijon.



Toulouse est au sud-est de Bordeaux.

Toulouse is **to the** south east of Bordeaux.

Key Vocabulary – What to Do in Paris

À Paris, on peut... In Paris, one can...

<p>...visiter les bâtiments célèbres. ...visit famous buildings.</p>	<p>...marcher le long de la Seine. ...walk along the River Seine.</p>	<p>...se déplacer en métro. ...travel on the metro.</p>
<p>...se reposer dans le parc. ...rest in the park.</p>	<p>...aller à un spectacle musical. ...go to a musical show.</p>	<p>...manger un repas délicieux. ...eat a delicious meal.</p>
<p>...visiter les édifices religieux. ...visit religious buildings.</p>	<p>...aller au marché. ...go to a market.</p>	<p>...aller à un défilé de mode. ...go to a fashion show.</p>

Key Vocabulary – Famous People

 <p>Raymond Blanc est un chef célèbre. Raymond Blanc is a famous chef.</p>	 <p>Marie Curie était une scientifique célèbre. Marie Curie was a famous scientist.</p>
--	--


- un directeur/une directrice** – manager/manageress
- un acteur/une actrice** – actor/actress
- un empereur/une impératrice** – emperor/empress
- un joueur/une joueuse de foot** – footballer (m/f)
- un/une scientifique** – scientist (m/f)
- un homme/une femme politique** – politician (m/f)
- un/une chef** – chef (m/f)
- un/une artiste** – artist (m/f)
- un soldat** – soldier (this is used for both m/f)
- un chanteur/une chanteuse** – singer (m/f)

Key Knowledge and Grammar

- Two forms of the verb **être** (to be) are used here: **est** (is) and **était** (was).
- The adjective **célèbre** (famous) stays the same for masculine and feminine jobs.

Key Vocabulary – Time

Quelle heure est-il ?
What time is it?



Il est **midi/minuit**

Il est **onze heures** Il est **une heure**

Il est **dix heures** Il est **deux heures**

Il est **neuf heures** Il est **trois heures**

Il est **huit heures** Il est **quatre heures**

Il est **sept heures** Il est **cinq heures**

Il est **six heures**

moins cinq **cinq**

moins dix **dix**

moins le quart **et quart**

moins vingt **vingt**

moins vingt-cinq **vingt-cinq**

et demie

Il est dix heures vingt **du matin**.
It's twenty past ten **in the morning**.

Il est quatre heures et quart **de l'après-midi**.
It's quarter past four **in the afternoon**.

Il est neuf heures moins cinq **du soir**.
It's five to nine **at night**.

Key Vocabulary

- The French language doesn't have words for am and pm, so **du matin** can be used for am, **de l'après-midi** from noon until about 6 pm. and **du soir** from 6pm until midnight.
- Time is usually expressed on a 24-hour clock. So, 3 pm. is usually expressed as **quinze heures** or 15h00 but you can also say **trois heures de l'après-midi**.
- Midi** and **minuit** are used respectively for midday and midnight.
- In English, the hours are separated by a colon e.g. 10:20, whereas in French, the hours and minutes are separated by an **h** for **heure(s)**, e.g. 10h20.

À quelle heure... ? At what time...?

...manges-tu ton petit déjeuner ?
...do you eat your breakfast?

...rentres-tu à la maison ?
...do you go home?

...manges-tu ton déjeuner ?
...do you eat your lunch?

...vas-tu au lit ?
...do you go to bed?

...fais-tu tes devoirs ?
...do you do your homework?



À...
At...



Key Vocabulary – At the Airport

arrivées arrivals	départs departures	provenance arriving from	décollé departed
à l'heure on time	en avance early	arrivé arrived	en retard delayed

Key Language in Context

<p>À quelle heure est-ce que l'avion de Londres est arrivé ? At what time did the plane from London arrive?</p>	<p>À quelle heure est-ce que l'avion pour Nice est parti ? At what time did the plane to Nice leave?</p>
<p>À quelle heure est-ce que l'avion de Bordeaux arrivera ? At what time will the plane from Bordeaux arrive?</p>	<p>À quelle heure est-ce que l'avion pour Marseille arrivera ? At what time will the plane to Marseille arrive?</p>
<p>À vingt-deux heures cinquante-cinq.</p> 	<p>À dix-neuf heures dix.</p> 

Je préfère les sciences.
I prefer science.

Je préfère l'histoire.
I prefer history.

Quelle matière préfères-tu ?
Which subject do you prefer?














Key Vocabulary – School Subjects

Le lundi/Le mardi/Le mercredi/Le jeudi/Le vendredi ...
On Mondays/On Tuesdays/On Wednesdays/On Thursdays/On Fridays...

...la première leçon est...
...the first lesson is...

...la dernière leçon est...
...the last lesson is...



<p>le français (m)</p> 	<p>le dessin (m)</p> 	<p>la géographie (la géo) (f)</p> 
<p>l'anglais (m)</p> 	<p>l'éducation physique (f)</p> 	<p>l'informatique (f)</p> 
<p>les mathématiques (les maths) (f)</p> 	<p>la musique (f)</p> 	<p>l'histoire (f)</p> 
<p>les sciences (f)</p> 	<p>la culture religieuse (f)</p> 	<p>À ... At ...</p>

À quelle heure commence la géographie ?
At what time does geography start?









À quelle heure finit l'éducation physique ?
At what time does PE finish?



Key Vocabulary – A Helping Hand

Je vais... I'm going... Je voudrais... I would like...			
recycler 	éteindre la lumière 	fermer le robinet 	utiliser les poubelles 
circuler à pied 	ramasser les déchets 	planter des arbres 	protester 

Key Vocabulary – What Challenges Can I See?







Dans ma ville... In my town...			
...il y a beaucoup de... ...there is/are a lot of...		...il n'y a pas beaucoup de... ...there isn't/aren't a lot of...	
pollution de l'air 	pollution de l'eau 	pollution lumineuse 	circulation 
déchets 	poubelles 	zones industrielles 	verdure 

Key Knowledge and Grammar

- To talk about the near future and say what you are going to do in French, you use **je vais** (I am going) followed by another verb in the infinitive, e.g. **je vais recycler** (I am going to recycle).
- To talk about what other people are going to do, you need to use the correct form of the verb **aller** (to go) followed by another verb in the infinitive:
 - Tu vas fermer le robinet.** (You are going to turn off the tap.)
 - Il/Elle va protester.** (He/She is going to protest.)
 - Ils/Elles vont planter des arbres.** (They (m/f) are going to plant some trees.).
- To talk about things that you would like to do in the future, use **je voudrais** (I would like) followed by a verb in the infinitive, e.g. **je voudrais ramasser les déchets.** (I would like to pick up the rubbish.).

Key Vocabulary – The Bigger Picture

Je pense que... I think that...

mes professeurs my teachers 	les habitants the residents 	le conseil d'école the school council 	le gouvernement the government 	
...vont... ..are going...		...va... ..is going...		
installer des panneaux solaires 	installer des poubelles 	et and	aussi also	mais but
		en plus what's more	dans le futur in the future	pour aider to help

Key Vocabulary – Let's Make a Plan

Voici mon exposé. Je vais parler...

Here is my presentation. I'm going to to talk...



- ...de notre planète ... about our planet
- ...de l'environnement ... about the environment
- ...de ma ville ... about my town
- ...des actions écologiques ... about environmental actions
- ...des défis écologiques ... about environmental challenges

Merci beaucoup. Thank you very much.	Merci à tous. Thank you all.
--	--

Je vous remercie de votre attention.

Thank you for your attention.

Dans ma ville, il y a beaucoup de déchets mais il n'y a pas beaucoup de poubelles.

In my town, there is a lot of rubbish but there aren't a lot of bins.



Pour aider, je vais ramasser les déchets. Aussi, je voudrais recycler.






To help, I'm going to pick up the rubbish. Also, I would like to recycle.

Dans le futur, je pense que les habitants vont protester.

In the future, I think that the residents are going to protest.

Key Vocabulary – The Bigger Picture

- Remember to smile and make eye contact with your audience!
- Don't cross your arms or put your hands in your pockets.
- Breathe slowly to help pace your speaking.
- Hold your notes at waist level – don't look down the whole time and try to look up as often as you can.
- Take a short pause after a comma or full stop. Take a longer pause at the end of a paragraph or before moving on to a new point.
- Lastly, make sure you are loud enough for your audience to hear you!

Key Sounds and Spellings				
 accent aigu	The French alphabet has 26 letters, the same as in English. These sound groups should help you with pronouncing the French letters. Remember that accents generally change the way a letter is pronounced.			
 accent grave				
 accent circonflexe	ey sound	eh sound	ah sound	
	b c d g p t v w	f l m n r s z	a k h	
 tréma	ee sound	oo sound	Halfway between 'box' and 'though'	Halfway between 'up' and 'hurt'
 cédille	i j x y	q u	o	e

Key Verbs in the Present Tense			
je suis	I am	je lis	I read
j'ai	I have	j'écoute	I listen
j'habite	I live	je regarde	I watch
je vais	I go	je joue	I play
je porte	I wear	je mange	I eat
j'écris	I write	j'aime	I like

Key Knowledge and Grammar	
Noun	The name of an object, person or place. In French, all nouns are either masculine or feminine .
Adjective	A word that describes an object, person or place. Adjectives in French must agree with the noun they are describing.
Verb	A word that describes an action, how something is or what is happening. When you conjugate a verb in French, you need to use a subject pronoun.
Adverb	A word that adds extra detail to a verb or adjective, e.g. mieux [better], bien [well].
Conjunction	A connecting or linking word, e.g. et [and], mais [but], parce que [because], ou [or].
Preposition	Linking words used for direction, place or time, e.g. à [at/in], en / dans [in], à côté de [next to].

Key Knowledge and Grammar
<ul style="list-style-type: none"> To make things negative in French and say 'not', you use ne... pas either side of the verb. Remember that ne becomes n' before a vowel, e.g. je n'aime pas [I don't like], ce n'est pas... [it's not...]. You use il y a to say what there is or are, e.g. il y a un restaurant [there is a restaurant]. In a negative statement using il n'y a pas [there isn't/aren't], the determiner un / une is replaced by de, e.g. il n'y a pas de piscine [there isn't a swimming pool].

Key Knowledge and Grammar

	avoir (to have)	aller (to go)	habiter (to live)
I 1 st person singular	j'ai I have	je vais I have	j'habite I live
you 2 nd person singular	tu as you have	tu vas you go	tu habites you live
he/she/it 3 rd person singular	il / elle a he/she has	il / elle va he/she goes	il / elle habite he/she lives
we 1 st person plural	nous avons we have	nous allons we go	nous habitons we live
you 2 nd person plural	vous avez you have	vous allez you go	vous habitez you live
they 3 rd person plural	ils / elles ont they have	ils / elles vont they go	ils / elles habitent they live

The second person singular of **you (tu)** is informal and should only be used to address children, close friends or by an adult to a child. The French use the same word **vous** both for plural **you** and formal **you**. It is very impolite for a younger person to address an adult as **tu** unless they are very close family.

When a noun is plural, we must choose the correct form of the verb. For all-male groups, use **ils**; all-female groups use **elles**; a mixture of male/female or masculine/feminine takes **ils**.

Key Knowledge and Grammar

To talk about the near future and say what you are going to do in French, you use **je vais** (I am going) followed by another verb in the infinitive, e.g. **je vais recycler** (I am going to recycle).

To talk about things that you would like to do in the future, use **je voudrais** (I would like) followed by a verb in the infinitive, e.g. **je voudrais ramasser les déchets**. (I would like to pick up the rubbish.).

To say where you went in the past use **je suis allé(e)**, e.g. **je suis allé(e)** au zoo [I went to the zoo]. The word **allé** is called a **past participle** and it has to agree with the subject. So a boy will write **je suis allé** whereas a girl will write **je suis allée**.



Key Language in Context

Quelle est la date ? What's the date?

Hier, c'était
mardi, treize
décembre.
Yesterday
was Tuesday
13th December.

Aujourd'hui,
c'est mercredi,
quatorze décembre.
Today is
Wednesday
14th December.

Demain, ce
sera jeudi,
quinze décembre.
Tomorrow will
be Thursday
15th December.