

4: Structure and Organisation: I can talk about how the text has been put together and organised.

- How has the author organised the writing?
- What are the features of this text type?
- Why does the author begin a new paragraph here?
- Can you find any repeated patterns in this poem?
- How does the punctuation help you as the reader of this poem?
- What are the subheadings for?
- Why has some of the information been presented as a table?



5. The power of language: I can explain how the writer has used language for different effects.


- Can you find examples of effective description?
- Can you find examples of powerful adjectives? What do they tell you about a character or setting?
- What do these words mean and why do you think the writer chose them?
- How has the author used adjectives to make this character funny?
- What do the physical descriptions of characters tell us about how they are feeling?
- Why has the author used repetition? What effect does it have?
- Why have exclamation marks/italics/capitals been used? How does this affect the way you read it? What effect does this create?

6. Author's Viewpoint: I can explain the writer's opinion or viewpoint and how a text make the reader feel.

- Why did the author choose this setting?
- What do you think the writer's purpose is? How do you know?
- What did the writer intend by (phrase/sentence/incident... etc)?
- What impression do you think the writer wants to give of this character?
- What does the writer want to persuade you to do/think/believe?

7. Time and Culture: I can compare and contrast stories set in different cultures and times.

- How does this text compare to other books that you have read by the same author?
- Which genre best describes this story? Explain using evidence from the text.
- Can you think of another story which has a similar theme?
- Which other stories deal with similar issues?
- How is the heroine/hero in this story similar to others you have read about?



Learning, Listening, Living

Ideas for Supporting Reading at Home

CHRIST CHURCH C OF E PRIMARY SCHOOL

Dear Parents and Carers

This leaflet is intended to help you support your child's reading at home. During our guided reading sessions in school, we work with pupils in a small group of 4-6 children to develop their reading skills. At the beginning of a pupil's reading journey the focus is on 'decoding' or using phonics to work out what the word says. However this is only one area of reading development, as the leaflet shows. We want our children to love reading and enjoy books so teach them all the reading skills they need to be great readers for life.

Good readers learn to ask themselves questions when reading, to be summarising the main idea in their head as they go along and they create mental images, visualising what they have read. Having an adult ask a couple of questions after reading helps them to see the importance of this type of 'deep reading' rather than simply saying the words out loud and not thinking anymore about what they have read.

We hope this leaflet will give you a range of questions and suggestions to use with your child when reading with them individually at home, in all seven areas of reading development:


1. **Decoding** or using phonics to read the word carefully.
2. Using the text (fiction or non-fiction) to learn something new and answer direct **comprehension** questions.
3. Developing the skill of **inference**: being able to make an 'educated' guess or prediction about something based on what has been read so far.
4. Noticing the **structure and organisation** of the text. How does the way the writing is organised help the reader to understand better?
5. Recognising **the power of language**. Why has an author chosen one word over another? Seeing good examples of this leads to children becoming better writers too.
6. Realising that author's have a **viewpoint or purpose** in writing. Why has the author written in this way, about this subject?
7. Understanding the impact of **time and culture**. When was this book written? What was the world like when the author was writing? Is the culture similar or different to our own?

Developing Reading Skills

After you read, pick an area to focus on and see if you can answer some of these questions.

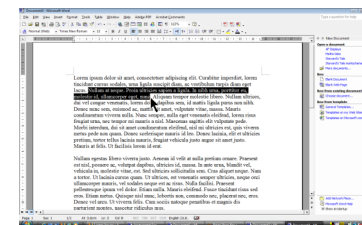
1. **Decoding:** I can 'break the code' and read words carefully, understanding what they mean.

- Do you see a word you know?
- Can you read this word?
- What word would make sense/sound right here?
- Blend this part of the word.
- Does the sentence make sense?
- Can you find the word ____ on this page?



2. **Comprehension:** I can find answers in the text.

- What does he/she look like?
- Where did he/she live?
- Read the part that tells me
- Who are the characters in the book?
- What happened after?
- Find the meaning of
- What is



3. **Inference:** I can use clues in the text to read between the lines and discover even more information.

- What do you think is going to happen next? Why do you think this?
- Which character would you most like to meet? Why?
- If you were in _____'s shoes what would you do now?
- Do you agree with this opinion? Explain your own opinion using the text to help you?
- Using all the evidence available, can you tell me what you feel about ...?
- Do you think this is true/untrue? Why do you think this?
- What words give you that impression? Why?
- How do you feel about? Why?

